

Specifications

Models	S-60 / S-60 TraX		S-65 / S-65 TraX	
Measurements	Metric	US	Metric	US
Working height maximum* (on tyres)	20.30 m	66 ft	21.80 m	71 ft
Working height maximum* (with Trax)	20.30 m	66 ft	21.80 m	71 ft
Platform height maximum (on tyres)	18.30 m	60 ft	19.80 m	65 ft
Platform height maximum (with Trax)	18.30 m	60 ft	19.80 m	65 ft
Horizontal reach maximum	15.48 m	50 ft 10 in	17.10 m	56 ft 2 in
Below ground reach	1.70 m	5 ft 7 in	2.72 m	8 ft 11 in
A Platform length - 8 ft model	0.91 m	3 ft	0.91 m	3 ft
Platform length - 6 ft model	0.76 m	2 ft 6 in	0.76 m	2 ft 6 in
B Platform width - 8 ft model	2.44 m	8 ft	2.44 m	8 ft
Platform width - 6 ft model	1.83 m	6 ft	1.83 m	6 ft
C Height - stowed	2.72 m	8 ft 11 in	2.72 m	8 ft 11 in
- stowed with Trax	2.77 m	9 ft 1 in	2.77 m	9 ft 1 in
D Length - stowed	8.46 m	27 ft 9 in	9.42 m	30 ft 11 in
Length - transport (jib tucked under)	—	—	7.60 m	25 ft
E Width - with standard tyres	2.49 m	8 ft 2 in	2.49 m	8 ft 2 in
- with Trax	2.59 m	8 ft 6 in	2.59 m	8 ft 6 in
F Wheelbase	2.51 m	8 ft 3 in	2.51 m	8 ft 3 in
G Ground clearance - center	0.37 m	1 ft 2.5 in	0.37 m	1 ft 2.5 in
- centre Trax	0.43 m	1 ft 5 in	0.43 m	1 ft 5 in

Productivity

Lift capacity	227 kg	500 lbs	227 kg	500 lbs
Platform rotation	160°	160°	160°	160°
Vertical jib rotation	—	—	135° (+78° / -57°)	—
Turntable rotation	360° continuous		360° continuous	
Turntable tailswing (on tyres)	1.22 m	4 ft	1.22 m	4 ft
Turntable tailswing (with Trax)	1.14 m	3 ft 9 in	1.14 m	3 ft 9 in
Drive speed - 4WD stowed (on tyres)	4.8 km/h	3.0 mph	4.8 km/h	3.0 mph
Drive speed - 4WD stowed (with Trax)	3.7 km/h	2.3 mph	3.7 km/h	2.3 mph
Drive speed - raised or extended	1.1 km/h	0.68 mph	1.1 km/h	0.68 mph
Gradeability** stowed - 4WD	45%	45%	45%	45%
Turning radius - inside	2.36 m	7 ft 9 in	2.36 m	7 ft 9 in
- inside with Trax	3.66 m	12 ft	3.66 m	12 ft
Turning radius - outside	5.54 m	18 ft 2 in	5.54 m	18 ft 2 in
- outside with Trax	6.80 m	22 ft 3 in	6.80 m	22 ft 3 in
Controls	12 V DC proportional		12 V DC proportional	
Tyres - RT air filled	355/55D 625		355/55D 625	
Trax - track system - 4 point	Loeering QTS-R42		Loeering QTS-R42	
Ground Pressure (with Trax)	1,146 kg/sqm	11.24 kPa	1,210 kg/sqm	11.87 kPa

Power

Power source	Deutz D 2011 L03i 3 cylinder diesel 36 kW (48 hp) Perkins 404F-22 4 cylinder diesel 36 kW (48 hp) Deutz TD2011 L04i 4 cylinder turbo diesel 55 kW (74 hp)			
Auxiliary power unit	12 V DC	12 V DC	12 V DC	12 V DC
Hydraulic tank capacity	170 L	45 gal	170 L	45 gal
Fuel tank capacity	132 L	35 gal	132 L	35 gal

Sound & Vibration Levels

Sound pressure level (ground workstation)	83 dBA	83 dBA	83 dBA	83 dBA
Sound pressure level (platform workstation)	79 dBA	79 dBA	79 dBA	79 dBA
Vibration	<2.5 m/s ²	<8 ft 2 in/s ²	<2.5 m/s ²	<8 ft 2 in/s ²

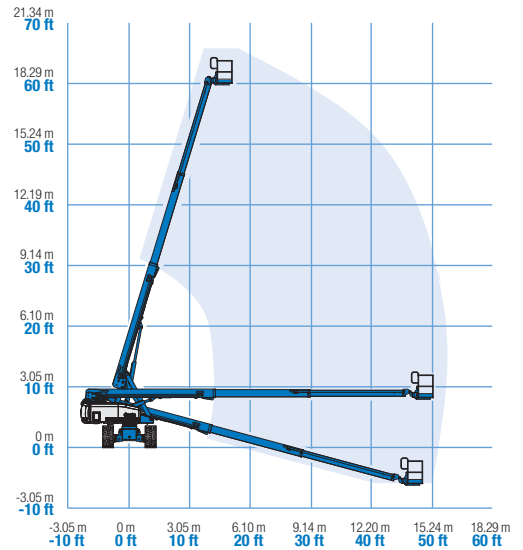
Weight***

4WD (CE air tyres)	9,385 kg	20,690 lbs	10,102 kg	22,270 lbs
CE Foam Filled tyres	add 347 kg	add 764 lbs	add 347 kg	add 764 lbs
4 WD (Track system)	11,353 kg	25,430 lbs	12,229 kg	26,960 lbs

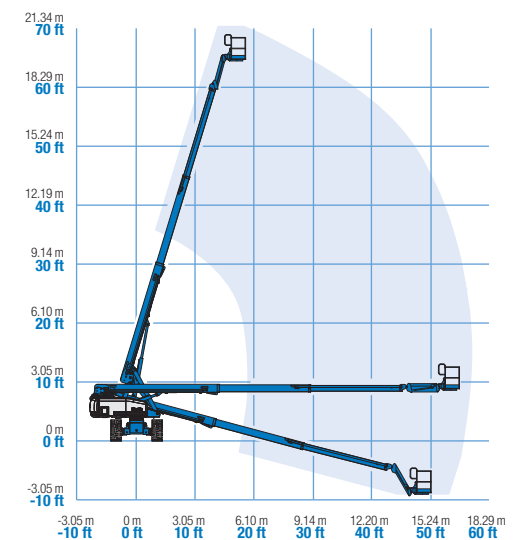
Standards Compliance

EU Directives: 2006/42/EC - Machinery (harmonized standard EN280); 2004/108/EC (EMC); 2000/14/EC (Outdoor Noise)

Range of Motion S-60 / S-60 TraX



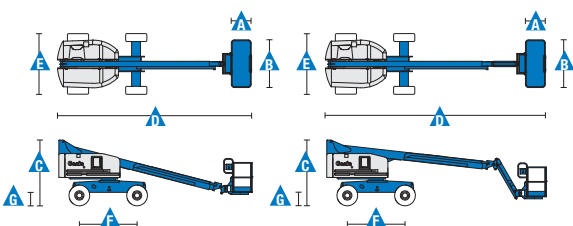
Range of Motion S-65 / S-65 TraX



* The metric equivalent of working height adds 2 m to platform height. U.S. adds 6 ft to platform height.

** Gradeability applies to driving on slopes, see operator's manual for details regarding slope ratings.

*** Weight will vary depending on options and/or country standards.



Features

Standard Features	Easily Configured To Meet Your Needs	Options & Accessories
-------------------	--------------------------------------	-----------------------

Measurements

S-60, S-60 TraX

- 20.30 m (66 ft) working height
- 15.50 m (50 ft 10 in) horizontal reach
- 227 kg (500 lb) lift capacity

S-65, S-65 TraX

- 21.80 m (71 ft) working height
- 17.10 m (56 ft 2 in) horizontal reach
- 227 kg (500 lb) lift capacity

Productivity

- Self-levelling platform
- Hydraulic platform rotation
- Proportional joystick controls
- Thumb rocker steering
- Drive enable
- AC power cord to platform
- Tilt alarm
- Descent & travel alarms
- Flashing beacon
- Horn
- Hour meter
- 360° continuous turntable rotation
- Locking turntable covers
- Positive traction drive
- Two speed wheel motors
- Certified load sensor
- Telematics-Ready Connector
- Hydraulic oil cooler
- Lift Guard™ Contact Alarm

Power

- 12 V DC auxiliary power
- Anti-restart engine protection
- Auto engine fault shutdown
- Intake air heater (Deutz engine)

Platform Options

- Steel 1.22 m (4 ft)
- Steel 2.44 m (8 ft) (standard)
- Steel 1.83 m (6 ft)
- Steel 2.44 m (8 ft) tri-entry

Jib Options

- Non-jib
- 1.52 m (5 ft) articulating jib boom

Engine Options

- Deutz diesel 36 kW (48 hp)
- Perkins diesel 36 kW (48 hp)
- Deutz diesel 55 kW (74 hp)

Drive Options

- 4 x 4

Axle Options

- Active oscillation (4WD)

Tyre Options

- Rough terrain air-filled (standard)
- Rough terrain foam-filled (water base)
- Rough terrain non-marking air or foam-filled
- Sealant treated air-filled
- Loegering track system

Productivity Options

- Platform top auxiliary rail
- Half-mesh platform inserts with swing gate
- Weld leads to platform ⁽¹⁾
- Air line to platform ^{(1), (4)}
- Power to platform (incl. plug, socket and ground fault interrupt leakage on request)
- Work lights package (2 on chassis, 2 on platform)
- Dual axis joystick steering
- Second battery
- Biodegradable hydraulic oil ⁽¹⁾
- Hostile environment kit ⁽¹⁾: cylinder bellows, boom wiper seals, platform and ground control box cover
- Deluxe hostile environment kit ^(1,2): adds to basic kit center turntable shield, ring gear guard, tail pipe guard, engine cover flaps and air pre-cleaner
- Aircraft protection kit ^(1,2): platform foam padding and padded disable system
- Tilt cut-out option
- Track & Trace ⁽³⁾ (GPS unit providing machine location & operating information)
- Panel cradle package ^(1,2)
- Lockable platform & ground control box covers
- Second battery
- Tow package ⁽¹⁾
- Tool tray

Power Options

- Engine gauge package ⁽¹⁾: oil pressure, temp & amp
- AC generator packages (110V/60Hz - 220V/50Hz, 3000 W) ⁽¹⁾
- Hydraulic MTE generator kit (110V/120V-220V/240V)
- Deutz V-Belt Generator kit (110V/220V) ⁽²⁾
- Diesel air intake pre-cleaner ^(1,2)
- Diesel catalytic scrubber muffler ⁽¹⁾
- Low temperature cut-out module
- Engine heater ⁽²⁾
- Cold start kit ⁽²⁾: engine heater & battery charger
- Refinery kit with spark arrestor and electric or mechanical Chalwyn valve ⁽²⁾



⁽¹⁾ Factory-fit option only

⁽²⁾ Available on selected models only. See your Genie representative for further information.

⁽³⁾ Includes a first 2 years subscription

⁽⁴⁾ Air line to platform not compatible with Weld leads to platform

United Kingdom

The Maltings, Wharf Road, Grantham NG31 6BH, T: +44 800 988 3739 (toll free), Fax +44 (0)1476 584334, Email AWP-InfoEurope@terex.com
Visit www.genielift.co.uk/locations to view our global locations list.

Worldwide Manufacturing And Distribution

Australia · Brazil · Caribbean · Central America · China · France · Germany · Italy · Japan · Korea · Mexico · Russia · Southeast Asia · Spain · Sweden · United Arab Emirates · United Kingdom · United States

Product specifications and prices are subject to change without notice or obligation. The photographs and/or drawings in this document are for illustrative purposes only. Refer to the appropriate Operator's Manual for instructions on the proper use of this equipment. Failure to follow the appropriate Operator's Manual when using our equipment or to otherwise act irresponsibly may result in serious injury or death. The only warranty applicable to our equipment is the standard written warranty applicable to the particular product and sale and we make no other warranty, express or implied. Products and services listed may be trademarks, service marks or trade names of Terex Corporation and/or their subsidiaries in the USA and many other countries. Genie is a registered trademark of Terex South Dakota, Inc. © 2017 Terex Corporation.

